

IVECO

Drive the road of change



S-WAY

Overseas Model Shown



IVECO S-WAY

Get used to your new S-WAY of life

IVECO S-WAY is the perfect travel companion for the driver, the ideal business solution for the fleet owner and the sustainable friend of the environment.

IVECO S-WAY raises the driver's working and living experience to a new level with the cab designed around their needs providing a spacious and well laid out environment rich in comfort features, advanced functionalities, and the new IVECO DRIVER PAL voice companion.

A true fuel efficiency and Total Cost of Ownership performer, IVECO S-WAY delivers outstanding value and productivity for the fleet owner with its advanced technologies and innovative services tailored to their needs.

Style meets performance...

Every single detail has been carefully studied to maximise the vehicle's aerodynamic performance: all the spaces and gaps have been closed to optimise the air flow and provide a significant boost to fuel efficiency.

Under the hood, the new engine line up and components raise the bar on performance and fuel efficiency, giving a boost to your business productivity.

OPTIMISED MIRROR DESIGN

REDESIGNED DOOR AND EXTENSION

NEW C13 ENGINE LINE UP

ENGINE IMPROVEMENT

AERODYNAMIC KIT

RESHAPED ROOF

4G CONNECTIVITY BOX

13.5% CX COEFFICIENT IMPROVEMENT

FRONT GRILL DESIGN

INTEGRATED PARKING COOLER

CLUTCH COMPRESSOR AND VARIABLE-FLOW STEERING PUMP

HIGH EFFICIENCY A-PILLAR COVER

FRONT CORNER FINS

FOLDABLE STEP

MULTI-PIECE BUMPER WITH SIDE DEFLECTORS

ALL VERSIONS

DIESEL VERSION

...Functionality meets comfort

CHOICE OF UPPER BUNKS

CENTRAL BED MODULE

SYMMETRIC BED ZONE CONCEPT

MULTIPLE FRIDGE COMBINATIONS

CONVENIENT WALL POCKETS

FULL LED INTERIOR LIGHTING

BIGGER ROOF HATCH

SHAPED HIGH-CAPACITY UPPER SHELF

NEW IVECO DRIVER PAL

EASY-TO-REACH ROOF POCKETS

CHOICE OF SEAT UPHOLSTERY AND FEATURES

MORE SPACE FOR THE DRIVER

MULTI-FUNCTIONAL STEERING WHEEL

ELECTRONIC KEY SLOT AND ENGINE START/STOP BUTTON

LOWER CENTRAL CONSOLE AND REDESIGNED CENTRAL STACK

COMFORTABLE 2.15m STANDING HEIGHT

Distinctive and functional

The All-New Bumper

The redesigned bumper offers a choice of plastic and hybrid solutions to match the requirements of your specific mission. The multi-piece bumper will protect you and your vehicle – and save on repair costs as you only need to replace the damaged section.

PLASTIC BUMPER



HYBRID BUMPER



HIGH BEAM

LOW BEAM

FOG LIGHT
(CORNERING
AND BENDING
FUNCTIONS)

GUIDE - DRL
AND TURN
INDICATOR

Full LED Headlights

The new-design full LED headlights will ensure you have all the visibility you need. The twilight sensor on the windscreen automatically turns on the low beam in low-light conditions.

Cornering and bending functions improve the driver's visibility when turning. Extensions on the side skirts contribute to the excellent aerodynamics and efficiency of the design.

Premium driving comfort

The entire driver area has been created to provide more space and excellent visibility. Every single detail has been carefully studied to meet the driver's expectations on the road.

STEERING WHEEL

All the vehicle's key functions at your fingertips

KEY LOCK AREA

Turn the engine on and off by simply pushing the Start/Stop button

INTEGRATED HVAC SYSTEM

Heating, ventilation and air conditioning with "Eco-mode" function

INFOTAINMENT

Bring your digital life on board with smartphone mirroring and innovative features

TWILIGHT & RAIN SENSOR

Automatically turns on the headlights and windscreen wipers

LOWER CONSOLE

Handy shelf with bottle and cup holders and background lighting



Overseas Model Shown



Seats are available in both leather or fabric upholstery, depending on model.



Choose the soft touch or leather steering wheel, both available in the classic shape or with the distinctive flat base. These options are dependent on model.

Everything in its place

The spacious new cab offers all the storage you need, with well laid-out capacious compartments. The shaped upper shelf has a massive capacity of 250 litres.



The lower console can contain a thick A4 folder.



Wide selection of refrigerators with capacities up to 100 litres and available with freezer.



The outer compartments offer a massive storage capacity of up to 380 litres.



The new open glove compartment includes a 1.5-litre bottle holder.

Rest, relax and sleep well



The symmetrical layout of the night area has been designed so you can enjoy a good night's rest in great comfort. The one-piece lower bunk offers a soft mattress.



The upper bunk can be used as a luggage compartment.



The rotary switch controls the light selection and dimming.



Two USB ports are located on the upper pockets of each wall.



You can control all the functions you need, such as lighting, heating, radio, or doors, from the bed module and on the MYIVECO Easy Way App.

Lit to perfection

The IVECO S-WAY is 100% full LED – inside and out, including the clearance lights. The new LED lights provide the perfect illumination inside the cab and on the road for safe night-time driving.



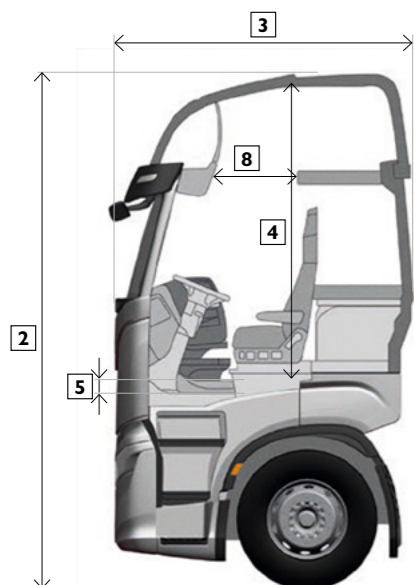
Overseas Model Shown

The right cab for every mission

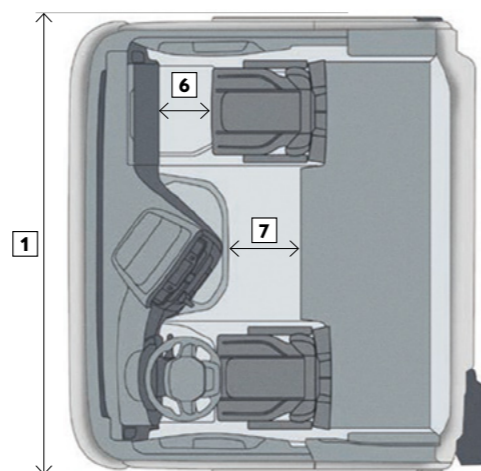


Overseas Models Shown

The IVECO S-WAY cab line up offers a choice of cabs to match your mission: the **AS** sleeper cab, the **AT** sleeper cab with low or medium roof, and the **AD** short cab with low roof.



- LEGEND**
- 1 WIDTH
 - 2 OVERALL HEIGHT
 - 3 LENGTH
 - 4 FLOOR TO ROOF CAB CENTRE
 - 5 TUNNEL HEIGHT
 - 6 PASSENGER USABLE SPACE
 - 7 LOWER USABLE SPACE
 - 8 UPPER USABLE SPACE



		1	2	3	4	5	6	7	8		
AS	Roof										
	High	2500	3800 ⁽¹⁾	2250	2150	95	430	500	785	1 ⁽²⁾	3
	Low	2500	3300 ⁽¹⁾	2250	1700	95	430	500	-	1	
AT	Medium	2300	3500 ⁽¹⁾	2150	1850	340	370	470	480	1 ⁽²⁾	3
	Low	2300	2900 ⁽¹⁾	2150	1250	340	370	470	-	1	
AD	Low	2300	2900 ⁽¹⁾	1700	1250	340	370	-	-	0	3

Dimensions can vary according to the model.

Notes

⁽¹⁾ Approximate measures; may change based on suspensions, assembly variables and approximations.

⁽²⁾ Upper bed as option.

AS Cab

Lower bunk length 2100 mm, width 800 mm (700 mm rear seats), upper bunk length 2040 mm, width 600 mm (700 mm with Comfort Bunk).

AT Cab

Lower bunk length 1950 mm, width 540 mm, upper bunk length 1850 mm, width 680 mm.

The new fuel efficiency performer

The IVECO S-WAY raises the bar on performance and fuel efficiency, introducing a new engine line-up and fuel efficiency features. The engine line-up, with the improvement in engine performance through an increased compression ratio, the better aerodynamics achieved with the high-efficiency A-pillar cover and the new auto a/c system "eco mode" function, deliver up to 3% fuel efficiency. The resulting boost on business productivity makes the IVECO S-WAY the ideal business solution for the fleet owner and the best fuel efficiency performer for long-haul missions.

Rigid versatility

The IVECO S-WAY offers a full range of rigids, in diesel versions, suitable for all missions – from municipal applications and deliveries to swap body. The robust and durable chassis makes it a favourite of bodybuilders for the ease and wide variety of possible builds.



Overseas Model Shown

High-Efficiency engines

The IVECO S-WAY offers a wide choice of Euro VI diesel engines to suit all applications.

The diesel engines, with three displacements and power ratings ranging from 360 - 550hp, deliver class-leading power. The Cursor diesel engine EVI family is fully compatible with second generation biofuels HVO/XTL (EN 15940).

Diesel Engine Line-up									
Engine	Displacement (Litres)	Power			Torque		Turbo	Cab Type	
		hp	kW	rpm	Nm	rpm		AS	AT/AD
Cursor 9	8.7	340	251	1710-2200	1400	1100-1710	WG	-	•
		360	265	1530-2200	1650	1200-1530	WG	-	•
Cursor 11	11.1	460	338	1500-1900	2150	925-1500	eVGT	•	•
Cursor 13	12.9	530	387	1600-1900	2400	950-1500	eVGT	•	-
		550	419	1605-1900	2500	1000-1605	eVGT	•	-

New horsepower



Cursor 9



Cursor 11

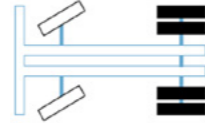
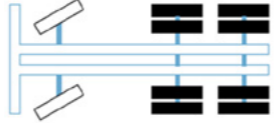






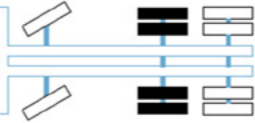
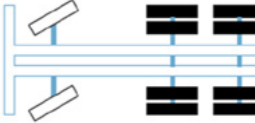
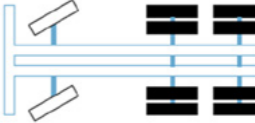
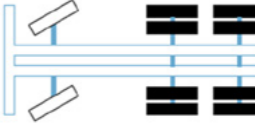
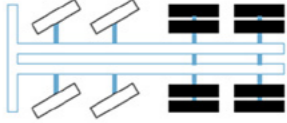
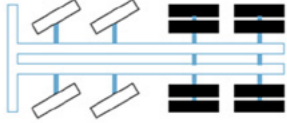








Cursor 13

Fuel-Saving devices

- The Anti-idling feature avoids long periods of idling, automatically shutting off the engine.
- IVECO ECO MODE PLUS & ECO FLEET for maximum fuel efficiency.
- The IVECO HI-CRUISE GPS predictive driving system integrates driving assistance functions such as eco-roll, predictive gear shifting and predictive cruise control using state-of-the-art GPS mapping technology.
- The 12 & 16-speed HI-TRONIX automated transmissions with electronic clutch offers the most advanced technology in its category, best-in-class torque-to-weight ratio and long transmission oil change intervals.

Choose your preferred IVECO S-WAY model

		Prime movers			
		4x2		6x4	
IVECO S-WAY					
CAB ROOF	AS	-	-		
	AT		-		-
	AD	-	-		-
ENGINE GEARBOX	Cursor 9	-	-	-	-
	Cursor 11	Automated	-	Automated	-
	Cursor 13	-	-	-	Automated
VEHICLE SET-UP	ON/ ON+	ON	-	ON	ON
REAR AXLE SUSPENSION	SR	Pneumatic Rear		Pneumatic Rear	
CONNECTIVITY BOX		Standard			
WHEELBASES (mm)		3,650		3,200 – 3,300 – 3,500	

		Rigid					
		6x2		6x4		8x4 (2+2)	
IVECO S-WAY							
CAB ROOF	AS	-	-	-		-	
	AT		-		-		-
	AD		-		-		-
ENGINE GEARBOX	Cursor 9	Automated	-	-	-	-	-
	Cursor 11	-	-	Automated	-	Automated	-
	Cursor 13	-	-	-	Automated	-	Automated
VEHICLE SET-UP	ON/ ON+	ON	-	ON/ ON+		ON	ON
REAR AXLE SUSPENSION	SR	Pneumatic Rear		Mechanical Pneumatic Rear	Pneumatic Rear		Pneumatic Full
CONNECTIVITY BOX		Standard					
WHEELBASES (mm)		5,700 – 6,050		3,500 – 3,800 – 4,500 – 5,100 – 5,700		5,300 – 5,600 – 5,820	

